


CLOVERLEAF

Investment Performance History Inception (1982) – December 2024

Investment Vehicles Still in Progress

Investment	Beginning	Equity Multiple to Date	Cash-on-Cash (Annual Avg – Fund to Date)	Percent of Accrued Preferred Return Distributed	Percent of Capital Plus Accrued Preferred Return Distributed	Property-Level IRRs - Sold Properties ¹
East Peoria Center, LLC (standalone entity)	Aug-24	.02	6.00%	69.50%	1.47%	N/A (still owned)
The Cloverleaf Fund IX, LLC <ul style="list-style-type: none"> • Pyramid Place, LLC • Hales Corner Center, LLC • Florence-Houston, LLC 	July-21	0.17 With all properties still owned	6.07%	79.30%	13.82%	N/A (all properties still owned)
MM Center, LLC (standalone entity)	Jan-20	0.41	8.22%	100%	30.70%	N/A (still owned)


¹ Property-level IRRs for sold properties within Funds that still own other properties do not contemplate the Manager’s “back-end” participation because such amount will not be known until the overall Fund is completed. Additionally, property-level IRRs for sold properties within Funds are not necessarily indicative of what the IRR will be for the overall Fund once it is completed.



CLOVERLEAF

Investment Performance History Inception (1982) – December 2024


Investment	Beginning	Equity Multiple to Date	Cash-on-Cash (Annual Avg – Fund to Date)	Percent of Accrued Preferred Return Distributed	Percent of Capital Plus Accrued Preferred Return Distributed	Property-Level IRRs - Sold Properties ¹
The Cloverleaf Fund VIII, LLC <ul style="list-style-type: none"> • Lombard-Highland, LLC • Portage Center, LLC • Bittersweet Plaza, LLC 	Jan-18	0.73 With 2 of 3 properties, and a portion of a 3rd, still owned	12.01%	93.76%	52.49%	<ul style="list-style-type: none"> • Bittersweet Plaza: TBD – a portion of the property was sold with the remainder still owned
The Cloverleaf Fund VII, LLC <ul style="list-style-type: none"> • Schererville Main Street, LLC • Granger LLC • Lincoln Ridge, LLC • 3150 Aurora, LLC • 5601 Clark, LLC • Glen Ellyn Center, LLC 	Dec-15	0.63 With 4 of six properties still owned	7.94%	97.32%	42.98%	<ul style="list-style-type: none"> • Granger: 11.14% • Glen Ellyn Center: Approximately 15% of capital returned



CLOVERLEAF

Investment Performance History Inception (1982) – December 2024


Investment	Beginning	Equity Multiple to Date	Cash-on-Cash (Annual Avg – Fund to Date)	Percent of Accrued Preferred Return Distributed	Percent of Capital Plus Accrued Preferred Return Distributed	Property-Level IRRs - Sold Properties ¹
The Cloverleaf Fund VI, LLC <ul style="list-style-type: none"> • Franklin-Wyndham, LLC • Army Trail 130, LLC • Greenwood-Emerson, LLC • Noblesville SC, LLC • Elmster, LLC • Pepper Valley, LLC • Schererville Main Street, LLC 	Nov-13	1.66 With 2 of 7 properties, and a portion of a 3 rd , still owned	19.38%	100%	100%	<ul style="list-style-type: none"> • Noblesville: 14.60% • Franklin-Wyndham: TBD – portion of the property was sold with the remainder still owned • Greenwood-Emerson: 19.30% • Elmster: 2.64% • Army Trail: 11.28%
The Cloverleaf Horizon Fund I, LLC <ul style="list-style-type: none"> • 5818 Capitol Drive, LLC • Eola, LLC • Franklin-Wyndham, LLC 	Feb-13	1.39 With a portion of 1 of 3 properties still owned	18.59%	100%	100%	<ul style="list-style-type: none"> • 5818 Capitol: 20.53% • Eola: 22.49% • Franklin-Wyndham: TBD – a portion of the property was sold with the remainder still owned



CLOVERLEAF

Investment Performance History
Inception (1982) – December 2024

Investment	Beginning	Equity Multiple to Date	Cash-on-Cash (Annual Avg - Investment to Date)
666 Dundee Road LLC (standalone entity; Cloverleaf's headquarters)	Dec-05	1.22	6.35%




CLOVERLEAF

Investment Performance History
Inception (1982) – December 2024

Completed Funds (1998-Present)

Investment	Beginning	End	Equity Multiple	IRR²
The Cloverleaf Special Opportunity Fund, LLC <ul style="list-style-type: none"> • Long Grove (Old McHenry, LLC, Lot 6, LLC, and Lot 7, LLC) • Streeterville Land Parcel • Acadia on the Green • Grafton, LLC • Mil-Lake Investors, LLC • Eola, LLC • Chi-LaSalle, LLC 	Jul-08	2022	1.15	Class A: 5.01% Class B: 3.70%
The Cloverleaf Fund IV, LLC <ul style="list-style-type: none"> • Michigan Avenue 174 LLC • West Aurora Plaza, LLC • Glenwood Crossings-Kenosha, LLC • Sandee LLC 	Dec-06	2022	1.39	8.41%


² IRRs shown for completed funds include (i.e., are net of) all fees, costs, and manager back-end participation.



CLOVERLEAF

Investment Performance History Inception (1982) – December 2024

Investment	Beginning	End	Equity Multiple	IRR ²
The Cloverleaf Fund V, LLC <ul style="list-style-type: none"> • Grafton, LLC • Romeoville, LLC • Willton, LLC • 5818 Capitol Drive, LLC 	Feb-11	2020	1.63	11.72%
The Cloverleaf Fund III, LLC <ul style="list-style-type: none"> • Plaza Falls LLC • Eastwood Center LLC • Delavan Pointe LLC • Essub LLC • 8600 Brown Deer LLC • Glendale Business Center, LLC 	Jan-04	Sep-14	0.81	-26.99%
The Cloverleaf Fund II, LLC <ul style="list-style-type: none"> • 1810 LLC • Arlington Business Center, LLC • Cog Circle, LLC • NYS, LLC 	Oct-00	Dec-07	1.58	21.85%
The Cloverleaf Fund I, LLC <ul style="list-style-type: none"> • 9600 Oak Lawn, LLC • Gross Point LLC • Tristate LLC • Matt Square LLC 	Oct-98	Dec-06	1.39	10.51%



CLOVERLEAF


Investment Performance History
Inception (1982) – December 2024

Completed Investment Vehicles (Pre-1998)

Investment	Beginning	End	IRR³
Route 14 LLC	Jun-98	Jan-03	24.84%
HPS Limited Partnership	Nov-97	Jul-01	26.15%
Northwest Corner Limited Partnership	Sep-97	Feb-09	- ⁴
Shure Limited Partnership	Sep-97	Jun-03	14.97%
Four Corners Limited Partnership	Jan-97	May-07	12.19%
BV Properties	Oct-96	May-97	17.01%
Itasca Limited Partnership	Mar-96	Aug-02	17.00%
Addison Industrial	Jul-94	Dec-96	26.60%
Entry Drive	Apr-93	Sep-97	18.06%
Libertyville Land	Feb-93	Oct-00	13.00%

³ IRRs shown for completed investment vehicles include (i.e., are net of) all fees, costs, and manager back-end participation.

⁴ Lost approximately \$5,527,965 pre-tax benefits.




CLOVERLEAF

Investment Performance History
Inception (1982) – December 2024

Investment	Beginning	End	IRR³
Franklin Park Mall	Jun-92	Sep-98	22.60%
Delany Road Apts.	Sep-90	Feb-98	4.40%
Lake Zurich Land	Jun-90	Mar-99	6.45%
Richmond Land	Dec-89	Oct-99	5.73%
Elk Grove Industrial	Oct-89	Dec-96	0.28%
Deer Park Land	Sep-89	Sep-00	6.84%
Barrington	Dec-88	Apr-94	15.85%
Streamwood	Sep-88	Mar-98	⁵
Northbrook	Aug-88	Jul-99	-0.694%
Geneva Acres	Mar-88	Feb-96	6.00%
Mor-Com	Dec-87	Jul-99	-1.314%

⁵ This investment was made in two tranches: Investors in the second tranche received an approximately 10% annualized return; investors in the first tranche received approximately 29% of capital back.



CLOVERLEAF

Investment Performance History **Inception (1982) – December 2024**


Investment	Beginning	End	IRR³
Tin Cup Pass	May-87	June-95	2.20%
Auto-Tire Center, Ltd.	May-87	Aug-02	4.52%
West Bend	Oct-86	Apr-94	-. ⁶
Pine Court	Sep-86	May-90	18.03%

Prior to the Tax Reform Act of 1986, real estate investments produced more significant tax benefits than is presently the case. Therefore, after-tax IRRs are shown for investments that began prior to 1986.

Investment	Beginning	End	Pre-Tax IRR	After-Tax IRR
5005 Newport	Nov-85	Aug-88	-	-. ⁷
Warner Bay (Model Homes)	Oct-85	Dec-86	15.00%	56.00%
Salem Square	Jun-85	Aug-96	10.00%	12.00%
Heather Ridge (Model Homes)	Apr-85	Dec-86	12.99%	45.00%
Village Plaza	Jan-85	Dec-87	22.00%	30.00%

⁶ Lost approximately \$785,000 or \$19,625 per unit.

⁷ Lost approximately \$1,800,000 or \$45,000 per unit.



CLOVERLEAF

Investment Performance History
Inception (1982) – December 2024

Investment	Beginning	End	Pre-Tax IRR	After-Tax IRR
Casas	Nov-84	Jan-95	-	⁸
Palm Dale (Model Homes)	Apr-84	Apr-87	7.50%	30.00%
Suburban Plaza	Feb-84	Apr-90	17.91%	28.00%
Gold Canyon	Oct-83	July-86	-	10.00%+
MV Homes (Model Homes)	Apr-83	Jan-84	66.74%	70.00%
Sun Brisas (Model Homes)	Dec-82	Dec-86	11.83%	29.00%
Mira Homes (Model Homes)	Nov-82	Jul-86	10.03%	35.00%
Southeast	Jul-82	Mar-85	60.52%	50.00%

⁸ Lost approximately \$29,260 or \$2,600 per unit.