


CLOVERLEAF

Investment Performance History
Inception (1982) – Present

Investment Vehicles Still in Progress

Investment	Beginning	Equity Multiple as of March 2019	Cash-on-Cash (Annual Average Fund to Date)	Property-Level IRRs - Sold Properties¹
The Cloverleaf Fund VIII, LLC <ul style="list-style-type: none"> • Lombard-Highland, LLC • Portage Center, LLC • Bittersweet Plaza, LLC 	Jan-18	0.07 with six of seven properties still owned	7.37%	N/A (all properties still owned)
The Cloverleaf Fund VII, LLC <ul style="list-style-type: none"> • Schererville Main Street, LLC • Granger LLC • Lincoln Ridge, LLC • 3150 Aurora, LLC • 5601 Clark, LLC • Glen Ellyn Center, LLC 	Dec-15	0.19 with all properties still owned	7.90%	N/A (all properties still owned)


¹ Property-level IRRs for sold properties within Funds that still own other properties do not contemplate the Manager’s “back-end” participation because such amount will not be known until the overall Fund is completed. Additionally, property-level IRRs for sold properties within Funds are not necessarily indicative of what the IRR will be for the overall Fund once it is completed.



CLOVERLEAF

Investment Performance History
Inception (1982) – Present


Investment	Beginning	Equity Multiple as of March 2019	Cash-on-Cash (Annual Average Fund to Date)	Property-Level IRRs - Sold Properties ¹
The Cloverleaf Fund VI, LLC <ul style="list-style-type: none"> • Franklin-Wyndham, LLC • Army Trail 130, LLC • Greenwood-Emerson, LLC • Noblesville SC, LLC • Elmster, LLC • Pepper Valley, LLC • Schererville Main Street, LLC 	Nov-13	0.43 with all properties still owned	9.46%	Franklin-Wyndham: N/A (still owned) Army Trail 130: N/A (still owned) Greenwood-Emerson: N/A (still owned) Noblesville SC: TBD Elmster: N/A (still owned) Pepper Valley: N/A (still owned) Schererville Main Street: N/A (still owned)
The Cloverleaf Horizon Fund I, LLC <ul style="list-style-type: none"> • 5818 Capitol Drive, LLC • Eola, LLC • Franklin-Wyndham, LLC 	Feb-13	0.94 with one of three properties still owned	18.73%	5818 Capitol: 20.53% Eola: 26.08% Franklin-Wyndham: N/A (still owned)
The Cloverleaf Fund V, LLC <ul style="list-style-type: none"> • Grafton, LLC • Romeoville, LLC • Willton, LLC • 5818 Capitol Drive, LLC 	Feb-11	1.56 with one of four properties still owned	29.34%	Romeoville: 14.73% Willton: 16.38% 5818 Capitol: 20.53% Grafton: N/A (still owned)



CLOVERLEAF

Investment Performance History
Inception (1982) – Present

Investment	Beginning	Equity Multiple as of March 2019	Cash-on-Cash (Annual Average Fund to Date)	Property-Level IRRs - Sold Properties ¹
The Cloverleaf Special Opportunity Fund, LLC <ul style="list-style-type: none"> • Long Grove (Old McHenry, LLC, Lot 6, LLC, and Lot 7, LLC) • Streeterville Land Parcel • Acadia on the Green • Grafton, LLC • Mil-Lake Investors, LLC • Eola, LLC • Chi-LaSalle, LLC 	Jul-08	1.11 with two of nine properties still owned	28.41%	N/A (Because of the unique organization of this Fund, individual property IRRs are not available)
The Cloverleaf Fund IV, LLC <ul style="list-style-type: none"> • Michigan Avenue 174 LLC • West Aurora Plaza LLC • Glenwood Crossings-Kenosha, LLC • Sandee LLC 	Dec-06	1.31 with one of four properties still owned	16.63%	Michigan Avenue: 7.65% Glenwood Crossings: 11.39% Sandee: 41.46% West Aurora: N/A (still owned)
666 Dundee Road LLC (standalone entity; Cloverleaf's headquarters)	Dec-05	0.78	5.85%	N/A (still owned)




CLOVERLEAF

Investment Performance History
Inception (1982) – Present

Completed Funds (1998-Present)

Investment	Beginning	End	Equity Multiple	IRR ²
The Cloverleaf Fund III, LLC <ul style="list-style-type: none"> • Plaza Falls LLC • Eastwood Center LLC • Delavan Pointe LLC • Essub LLC • 8600 Brown Deer LLC • Glendale Business Center, LLC 	Jan-04	Sep-14	0.81	-26.99%
The Cloverleaf Fund II, LLC <ul style="list-style-type: none"> • 1810 LLC • Arlington Business Center, LLC • Cog Circle, LLC • NYS, LLC 	Oct-00	Dec-07	1.58	21.85%
The Cloverleaf Fund I, LLC <ul style="list-style-type: none"> • 9600 Oak Lawn, LLC • Gross Point LLC • Tristate LLC • Matt Square LLC 	Oct-98	Dec-06	1.39	10.51%

² IRRs shown for completed funds include (i.e., are net of) all fees, costs, and manager back-end participation.



CLOVERLEAF


Investment Performance History
Inception (1982) – Present

Completed Investment Vehicles (Pre-1998)

Investment	Beginning	End	IRR ³
Route 14 LLC	Jun-98	Jan-03	24.84%
HPS Limited Partnership	Nov-97	Jul-01	26.15%
Northwest Corner Limited Partnership	Sep-97	Feb-09	- ⁴
Shure Limited Partnership	Sep-97	Jun-03	14.97%
Four Corners Limited Partnership	Jan-97	May-07	12.19%
BV Properties	Oct-96	May-97	17.01%
Itasca Limited Partnership	Mar-96	Aug-02	17.00%
Addison Industrial	Jul-94	Dec-96	26.60%
Entry Drive	Apr-93	Sep-97	18.06%
Libertyville Land	Feb-93	Oct-00	13.00%

³ IRRs shown for completed investment vehicles include (i.e., are net of) all fees, costs, and manager back-end participation.

⁴ Lost approximately \$5,527,965 pre-tax benefits.




CLOVERLEAF

Investment Performance History
Inception (1982) – Present

Investment	Beginning	End	IRR ³
Franklin Park Mall	Jun-92	Sep-98	22.60%
Delany Road Apts.	Sep-90	Feb-98	4.40%
Lake Zurich Land	Jun-90	Mar-99	6.45%
Richmond Land	Dec-89	Oct-99	5.73%
Elk Grove Industrial	Oct-89	Dec-96	0.28%
Deer Park Land	Sep-89	Sep-00	6.84%
Barrington	Dec-88	Apr-94	15.85%
Streamwood	Sep-88	Mar-98	-. ⁵
Northbrook	Aug-88	Jul-99	-0.694%
Geneva Acres	Mar-88	Feb-96	6.00%
Mor-Com	Dec-87	Jul-99	-1.314%

⁵ This investment was made in two tranches: Investors in the second tranche received an approximately 10% annualized return; investors in the first tranche received approximately 29% of capital back.



CLOVERLEAF

Investment Performance History
Inception (1982) – Present

Investment	Beginning	End	IRR ³
Tin Cup Pass	May-87	June-95	2.20%
Auto-Tire Center, Ltd.	May-87	Aug-02	4.52%
West Bend	Oct-86	Apr-94	-. ⁶
Pine Court	Sep-86	May-90	18.03%

Prior to the Tax Reform Act of 1986, real estate investments produced more significant tax benefits than is presently the case. Therefore, after-tax IRRs are shown for investments that began prior to 1986.

Investment	Beginning	End	Pre-Tax IRR	After-Tax IRR
5005 Newport	Nov-85	Aug-88	-	-. ⁷
Warner Bay (Model Homes)	Oct-85	Dec-86	15.00%	56.00%
Salem Square	Jun-85	Aug-96	10.00%	12.00%
Heather Ridge (Model Homes)	Apr-85	Dec-86	12.99%	45.00%

⁶ Lost approximately \$785,000 or \$19,625 per unit.

⁷ Lost approximately \$1,800,000 or \$45,000 per unit.



CLOVERLEAF

Investment Performance History Inception (1982) – Present

Investment	Beginning	End	Pre-Tax IRR	After-Tax IRR
Village Plaza	Jan-85	Dec-87	22.00%	30.00%
Casas	Nov-84	Jan-95	-	⁸
Palm Dale (Model Homes)	Apr-84	Apr-87	7.50%	30.00%
Suburban Plaza	Feb-84	Apr-90	17.91%	28.00%
Gold Canyon	Oct-83	July-86	-	10.00%+
MV Homes (Model Homes)	Apr-83	Jan-84	66.74%	70.00%
Sun Brisas (Model Homes)	Dec-82	Dec-86	11.83%	29.00%
Mira Homes (Model Homes)	Nov-82	Jul-86	10.03%	35.00%
Southeast	Jul-82	Mar-85	60.52%	50.00%

⁸ Lost approximately \$29,260 or \$2,600 per unit.